



**ESTADÍSTICAS DE COMERCIO EXTERIOR DE LA PIEL**

**ENERO / SEPTIEMBRE 2015**

**ACEXPIEL**

Barcelona, 30 de noviembre de 2015

**ESTADÍSTICAS DE COMERCIO EXTERIOR ENERO/SEPTIEMBRE 2015**

|   |    |
|---|----|
| <b>1.- SECTOR PIEL POR SUBSECTORES</b> .....      | 4  |
| <b>2.- CURTIDO ACABADO POR TIPO DE PIEL</b> ..... | 6  |
| <b>3.- EXPORTACIONES</b> .....                    | 7  |
| 3.1- Curtido Acabado por zonas geográficas .....  | 7  |
| 3.2- Curtido Acabado por países .....             | 8  |
| 3.3- Bovino Acabado por zonas geográficas.....    | 9  |
| 3.4- Bovino Acabado por países.....               | 10 |
| 3.5- Ovino Acabado por zonas geográficas .....    | 11 |
| 3.6- Ovino Acabado por países.....                | 12 |
| 3.7- Caprino Acabado por zonas geográficas.....   | 13 |
| 3.8- Caprino Acabado por países.....              | 14 |
| 3.9- Double Face por zonas geográficas.....       | 15 |
| 3.10- Double Face por países.....                 | 16 |
| 3.11- Curtido Acabado por CC.AA.....              | 17 |
| 3.12- Bovino Acabado por CC.AA. ....              | 17 |
| 3.13- Ovino Acabado por CC.AA.....                | 17 |
| 3.14- Caprino Acabado por CC.AA. ....             | 18 |
| 3.15- Double Face por CC.AA.....                  | 18 |

## NOTA

Las Estadísticas de Comercio Exterior de la Piel Enero/Septiembre 2015 han estado confeccionadas a partir de la base de datos de Estadísticas Españolas de Comercio Exterior-ESTACOM.

Los datos son provisionales. Posteriormente puede haber modificaciones en alguno de los valores presentados.

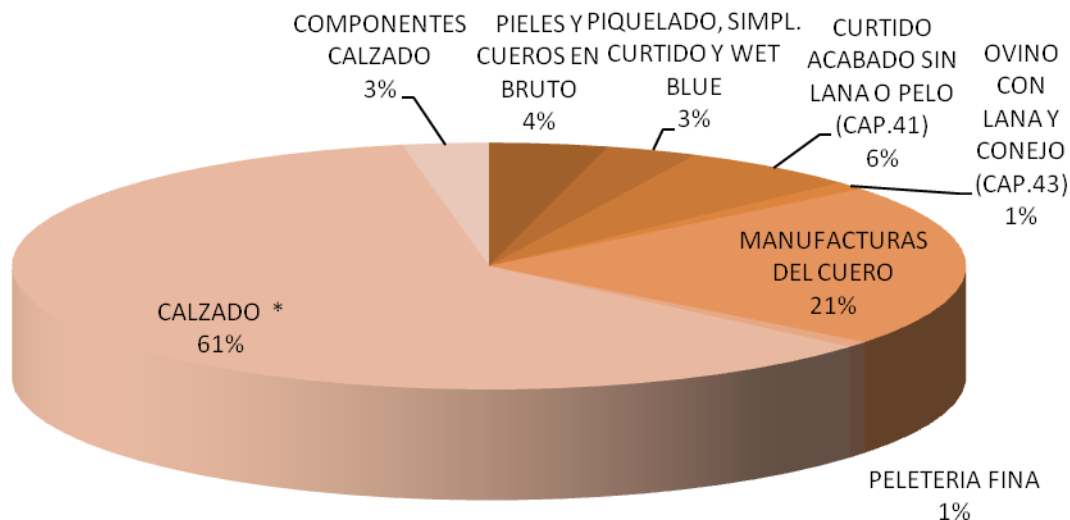
No se han elaborado las estadísticas en peso, tras la pérdida de uniformidad de las cifras. En la actualidad, una normativa europea establece que en los intercambios comunitarios no es obligatorio informar del peso, si se cuantifica la mercancía en unidades suplementarias.

## 1.- SECTOR PIEL POR SUBSECTORES Y VARIACIÓN

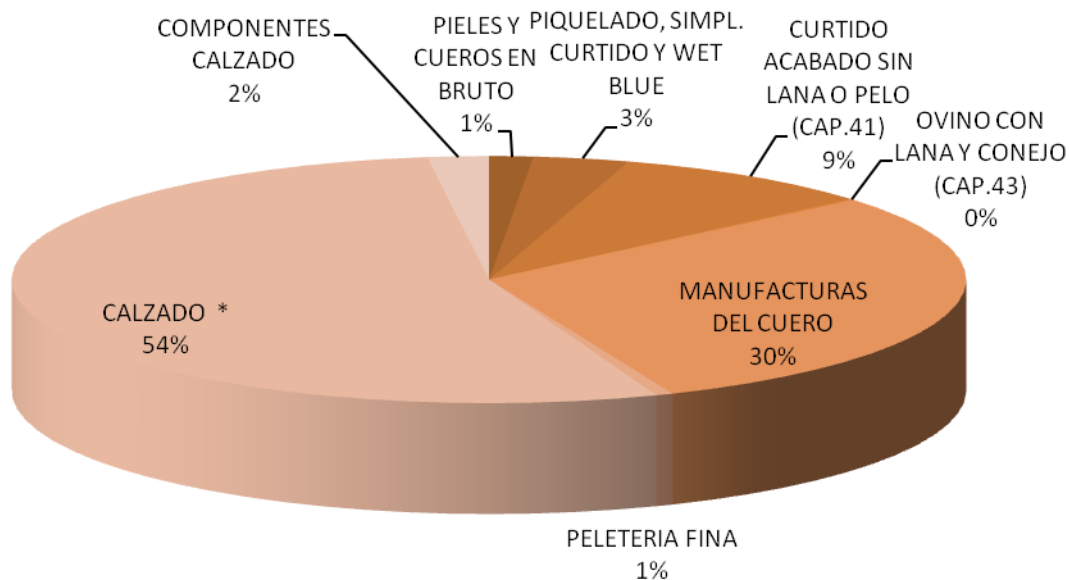
|  | EXPORTACIONES (miles €) |                  |             | IMPORTACIONES (miles €) |                  |            |
|--|-------------------------|------------------|-------------|-------------------------|------------------|------------|
|  | ENE-SEP 2015            | ENE-SEP 2014     | Var.        | ENE-SEP 2015            | ENE-SEP 2014     | Var.       |
| PIELES Y CUEROS EN BRUTO   | 152.343                 | 187.695          | -19%        | 58.714                  | 62.925           | -7%        |
| SEMIELABORADO (PIQUELADO, SIMPL. CURTIDO Y WET BLUE)                 | 118.847                 | 116.751          | 2%          | 127.794                 | 144.321          | -11%       |
| <b>TOTAL CURTIDO Y ACABADO (CAP. 41 + 43)</b>                        | <b>270.981</b>          | <b>300.529</b>   | <b>-10%</b> | <b>358.538</b>          | <b>319.015</b>   | <b>12%</b> |
| CURTIDO ACABADO SIN LANA O PELO (CAP.41)                             | 230.683                 | 247.330          | -7%         | 352.690                 | 310.255          | 14%        |
| OVINO CON LANA Y CONEJO (CAP.43)                                     | 40.298                  | 53.199           | -24%        | 5.848                   | 8.760            | -33%       |
| <b>TOTAL SEMIELABORADO/CURTIDO Y ACABADO (CAP.41+43)</b>             | <b>389.828</b>          | <b>417.280</b>   | <b>-7%</b>  | <b>486.332</b>          | <b>463.336</b>   | <b>5%</b>  |
| MANUFACTURAS DEL CUERO   | 812.917                 | 724.941          | 12%         | 1.176.409               | 979.778          | 20%        |
| PELETERIA FINA   | 30.064                  | 30.891           | -3%         | 22.976                  | 23.499           | -2%        |
| <b>TOTAL CALZADO Y COMPONENTES</b>                                   | <b>2.422.952</b>        | <b>2.182.229</b> | <b>11%</b>  | <b>2.193.430</b>        | <b>1.953.196</b> | <b>12%</b> |
| CALZADO *  | 2.311.637               | 2.083.819        | 11%         | 2.111.795               | 1.875.673        | 13%        |
| COMPONENTES CALZADO  | 111.315                 | 98.410           | 13%         | 81.635                  | 77.523           | 5%         |
| <b>TOTAL MANUFACTURAS DE LA PIEL Y EL CUERO, PELETERÍA Y CALZADO</b> | <b>3.265.933</b>        | <b>2.938.061</b> | <b>11%</b>  | <b>3.392.815</b>        | <b>2.956.473</b> | <b>15%</b> |
| <b>TOTAL SECTOR PIEL CUERO Y MANUFACTURAS</b>                        | <b>3.808.103</b>        | <b>3.543.036</b> | <b>7%</b>   | <b>3.937.860</b>        | <b>3.482.734</b> | <b>13%</b> |

Cifras en Miles de Euros

### EXPORTACIÓN SECTOR PIEL ENERO/SEPTIEMBRE 2015 (en miles de Euros)



### IMPORTACIÓN SECTOR PIEL ENERO/SEPTIEMBRE 2015 (en miles de Euros)

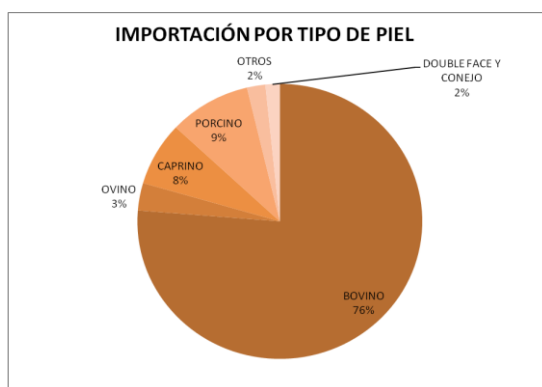
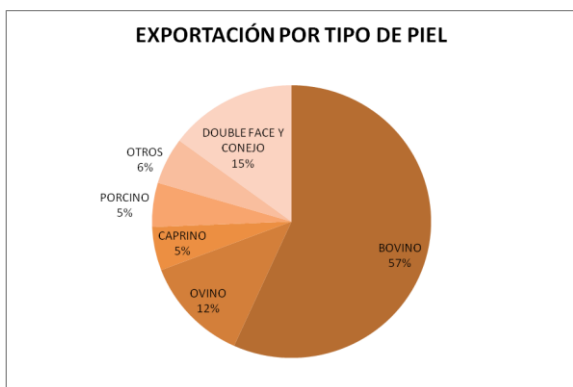


## 2.- CURTIDO ACABADO POR TIPO DE PIEL ENERO-SEPTIEMBRE 2015

| PARTIDAS ARANCELARIAS |  |
|-----------------------|--|
| BOVINO                | 41071111 - 41071119 - 41071190 - 41071211 - 41071219 - 41071291 - 41071299 - 41071910 - 41071990 - 41079110 - 41079190 - 41079210 - 41079290 - 41079910 - 41079990 - 41141090 - 41142000 |
| OVINO                 | 41120000 - 41141010  |
| CAPRINO               | 41131000   |
| PORCINO               | 41132000   |
| OTROS                 | 41133000   |
| DOUBLE FACE CONEJO    | 43021935-43021995-43023025-43021999-43021980   |

|                              | EXPORTACIÓN    |                |               | IMPORTACIÓN    |                |               | SALDO COMERCIAL |                |
|------------------------------|----------------|----------------|---------------|----------------|----------------|---------------|-----------------|----------------|
|                              | ENE/SEP 2015   | ENE/SEP 2014   | VARIAC. 15/14 | ENE/SEP 2015   | ENE/SEP 2014   | VARIAC. 15/14 | EXP-IMP 15      | EXP-IMP 14     |
| BOVINO                       | 153.807        | 169.446        | -9%           | 273.449        | 237.242        | 15%           | -119.642        | -67.796        |
| OVINO                        | 33.732         | 37.558         | -10%          | 11.544         | 14.733         | -22%          | 22.188          | 22.825         |
| CAPRINO                      | 13.975         | 11.052         | 26%           | 26.826         | 22.802         | 18%           | -12.851         | -11.750        |
| PORCINO                      | 14.186         | 15.022         | -6%           | 33.402         | 31.456         | 6%            | -19.216         | -16.434        |
| OTROS                        | 14.984         | 14.252         | 5%            | 7.469          | 4.022          | 86%           | 7.515           | 10.230         |
| DOUBLE FACE Y CONEJO         | 40.298         | 53.199         | -24%          | 5.848          | 8.760          | -33%          | 34.450          | 44.439         |
| <b>TOTAL CURTIDO ACABADO</b> | <b>270.981</b> | <b>300.529</b> | <b>-10%</b>   | <b>358.538</b> | <b>319.015</b> | <b>12%</b>    | <b>-87.556</b>  | <b>-18.486</b> |

Cifras en miles de Euros

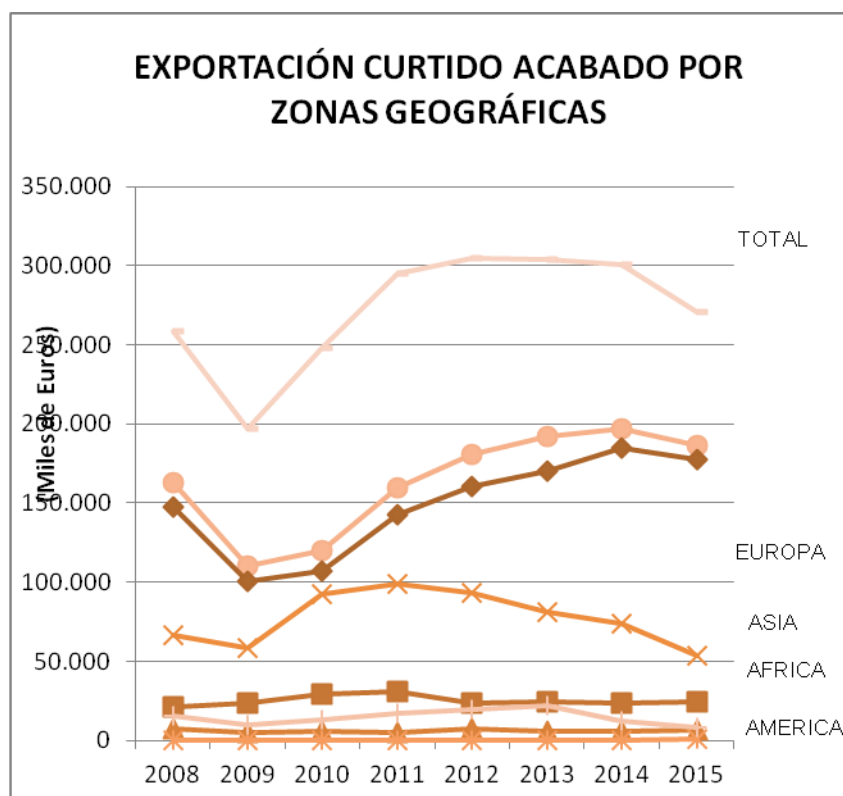


### 3.- EXPORTACIONES

#### 3.1- Curtido Acabado por zonas geográficas enero-septiembre 08/15

|                 | 2008           | 2009           | 2010           | 2011           | 2012           | 2013           | 2014           | 2015           |
|-----------------|----------------|----------------|----------------|----------------|----------------|----------------|----------------|----------------|
| AFRICA          | 21.374         | 23.660         | 29.589         | 30.896         | 23.853         | 24.024         | 23.979         | 24.178         |
| AMERICA         | 7.731          | 4.705          | 5.908          | 5.030          | 7.191          | 5.718          | 5.593          | 6.208          |
| ASIA            | 66.183         | 58.399         | 92.382         | 98.941         | 93.154         | 81.368         | 73.671         | 53.929         |
| OCEANIA         | 285            | 258            | 178            | 271            | 350            | 339            | 427            | 562            |
| <b>EUROPA</b>   | <b>163.106</b> | <b>110.279</b> | <b>120.130</b> | <b>159.963</b> | <b>180.428</b> | <b>192.269</b> | <b>196.859</b> | <b>186.104</b> |
| - UNION EUROPEA | 147.247        | 100.202        | 107.000        | 142.772        | 160.729        | 170.281        | 184.523        | 177.825        |
| - RESTO EUROPA  | 15.859         | 10.077         | 13.130         | 17.192         | 19.699         | 21.988         | 12.336         | 8.279          |
| <b>TOTAL</b>    | <b>258.679</b> | <b>197.301</b> | <b>248.187</b> | <b>295.101</b> | <b>304.976</b> | <b>303.718</b> | <b>300.529</b> | <b>270.981</b> |

Cifras en miles de Euros



## 3.2-Curtido Acabado por países enero-septiembre 08/15

|                            | 2008           | 2009           | 2010           | 2011           | 2012           | 2013           | 2014           | 2015           | %15/14      |
|----------------------------|----------------|----------------|----------------|----------------|----------------|----------------|----------------|----------------|-------------|
| Italia                     | 39.909         | 24.831         | 32.295         | 51.206         | 61.092         | 56.323         | 65.594         | 70.997         | 8%          |
| Portugal                   | 26.215         | 18.121         | 23.909         | 30.332         | 34.489         | 44.689         | 45.094         | 42.977         | -5%         |
| Francia                    | 36.866         | 21.214         | 26.079         | 34.716         | 38.090         | 42.138         | 42.319         | 38.226         | -10%        |
| Marruecos                  | 18.259         | 21.614         | 26.546         | 26.513         | 18.343         | 19.292         | 20.666         | 20.871         | 1%          |
| China                      | 17.492         | 15.738         | 31.081         | 26.607         | 26.804         | 25.641         | 19.422         | 17.927         | -8%         |
| Hong-Kong                  | 34.720         | 30.007         | 38.897         | 41.238         | 34.145         | 23.281         | 16.805         | 9.514          | -43%        |
| Vietnam                    | 1.244          | 2.831          | 5.008          | 6.246          | 8.487          | 8.694          | 11.515         | 8.667          | -25%        |
| Rumanía                    | 5.572          | 4.012          | 3.989          | 5.810          | 7.019          | 7.171          | 8.697          | 8.248          | -5%         |
| Reino Unido                | 17.944         | 17.225         | 5.813          | 6.398          | 7.661          | 6.620          | 7.281          | 7.162          | -2%         |
| India                      | 5.357          | 4.631          | 6.587          | 8.497          | 6.804          | 6.519          | 8.428          | 6.697          | -21%        |
| Alemania                   | 8.467          | 6.212          | 6.659          | 5.365          | 4.780          | 5.893          | 8.427          | 6.358          | -25%        |
| Turquía                    | 11.377         | 5.825          | 7.861          | 11.570         | 13.783         | 15.050         | 7.868          | 5.452          | -31%        |
| Corea del Sur              | 1.536          | 1.457          | 1.805          | 4.428          | 6.296          | 7.954          | 9.646          | 5.419          | -44%        |
| Estados Unidos             | 4.487          | 3.065          | 3.623          | 2.977          | 4.589          | 3.200          | 3.508          | 4.758          | 36%         |
| Túnez                      | 1.457          | 977            | 1.646          | 2.892          | 4.291          | 2.275          | 1.836          | 2.019          | 10%         |
| Rusia                      | 1.590          | 2.526          | 2.992          | 4.030          | 4.559          | 4.395          | 3.400          | 1.303          | -62%        |
| Polonia                    | 2.653          | 1.246          | 1.098          | 1.150          | 1.411          | 0              | 1.158          | 1.230          | 0%          |
| Japón                      | 1.145          | 559            | 848            | 831            | 0              | 1.519          | 921            | 1200           | 30%         |
| Indonesia                  | 1.514          | 1.236          | 1.793          | 1.972          | 2.574          | 1.407          | 2.115          | 1.157          | -45%        |
| Tailandia                  | 557            | 430            | 2.683          | 3.985          | 4.317          | 4.261          | 2.314          | 0              | -100%       |
| Suiza                      | 1.706          | 756            | 1.229          | 714            | 0              | 1.319          | 0              | 0              | 0%          |
| Bélgica                    | 1.040          | 522            | 863            | 926            | 1.271          | 0              | 0              | 0              | 0%          |
| Hungría                    | 1.784          | 2.959          | 2.278          | 1.184          | 0              | 0              | 0              | 0              | 0%          |
| <b>TOTAL PAISES SELEC.</b> | <b>242.892</b> | <b>187.993</b> | <b>235.580</b> | <b>279.587</b> | <b>290.805</b> | <b>287.641</b> | <b>287.014</b> | <b>260.180</b> | <b>-9%</b>  |
| <b>TOTAL EXPORTACION</b>   | <b>258.679</b> | <b>197.301</b> | <b>248.188</b> | <b>295.101</b> | <b>304.976</b> | <b>303.719</b> | <b>300.529</b> | <b>270.981</b> | <b>-10%</b> |

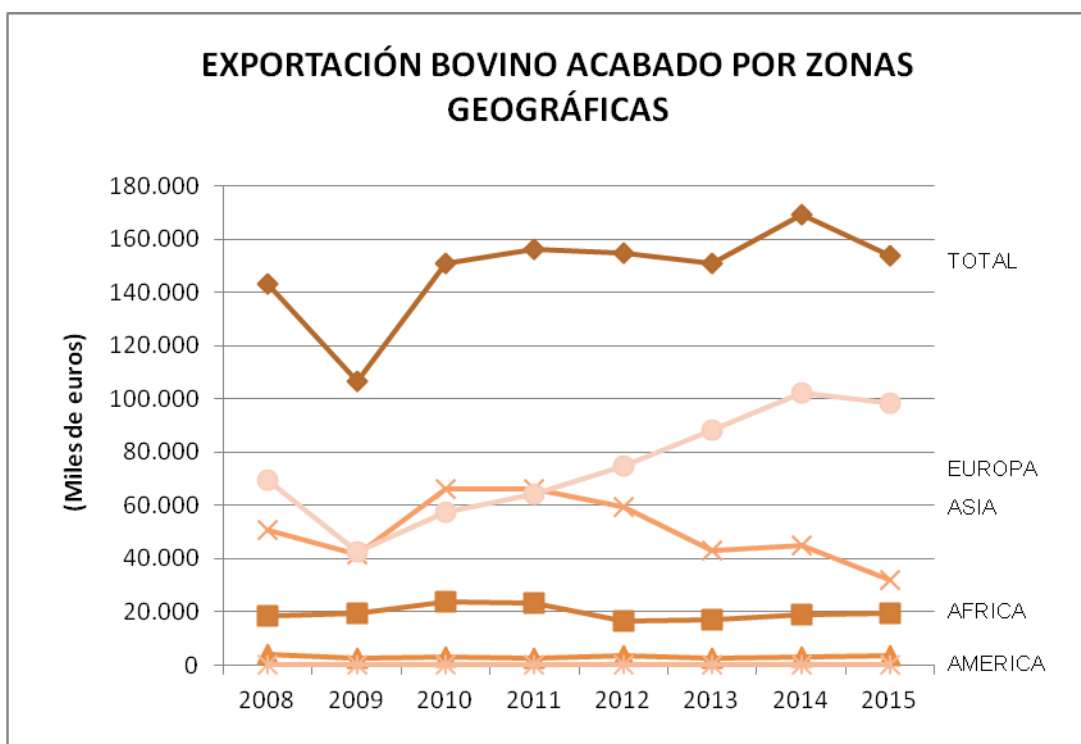
Cifras en miles de Euros



### 3.3- Bovino Acabado por zonas geográficas enero-septiembre 08/15

|               | 2008           | 2009           | 2010           | 2011           | 2012           | 2013           | 2014           | 2015           |
|---------------|----------------|----------------|----------------|----------------|----------------|----------------|----------------|----------------|
| AFRICA        | 18.663         | 19.392         | 23.960         | 23.088         | 16.541         | 17.014         | 19.023         | 19.526         |
| AMERICA       | 4.109          | 2.713          | 3.284          | 2.698          | 3.549          | 2.668          | 3.267          | 3.811          |
| ASIA          | 50.654         | 41.791         | 65.970         | 66.242         | 59.609         | 42.875         | 44.780         | 31.842         |
| OCEANIA       | 231            | 224            | 149            | 246            | 280            | 214            | 216            | 225            |
| <b>EUROPA</b> | <b>69.617</b>  | <b>42.379</b>  | <b>57.388</b>  | <b>64.124</b>  | <b>74.801</b>  | <b>88.213</b>  | <b>102.160</b> | 98.403         |
| UNION EUROPEA | 66.575         | 41.430         | 55.822         | 62.477         | 72.500         | 85.625         | 100.368        | 96.590         |
| RESTO EUROPA  | 2.677          | 950            | 1.566          | 1.648          | 2.301          | 2.588          | 1.792          | 1.813          |
| <b>TOTAL</b>  | <b>143.275</b> | <b>106.500</b> | <b>150.750</b> | <b>156.398</b> | <b>154.780</b> | <b>150.984</b> | <b>169.446</b> | <b>153.807</b> |

Cifras en miles de Euros



### 3.4- Bovino Acabado por países enero-septiembre 08/15

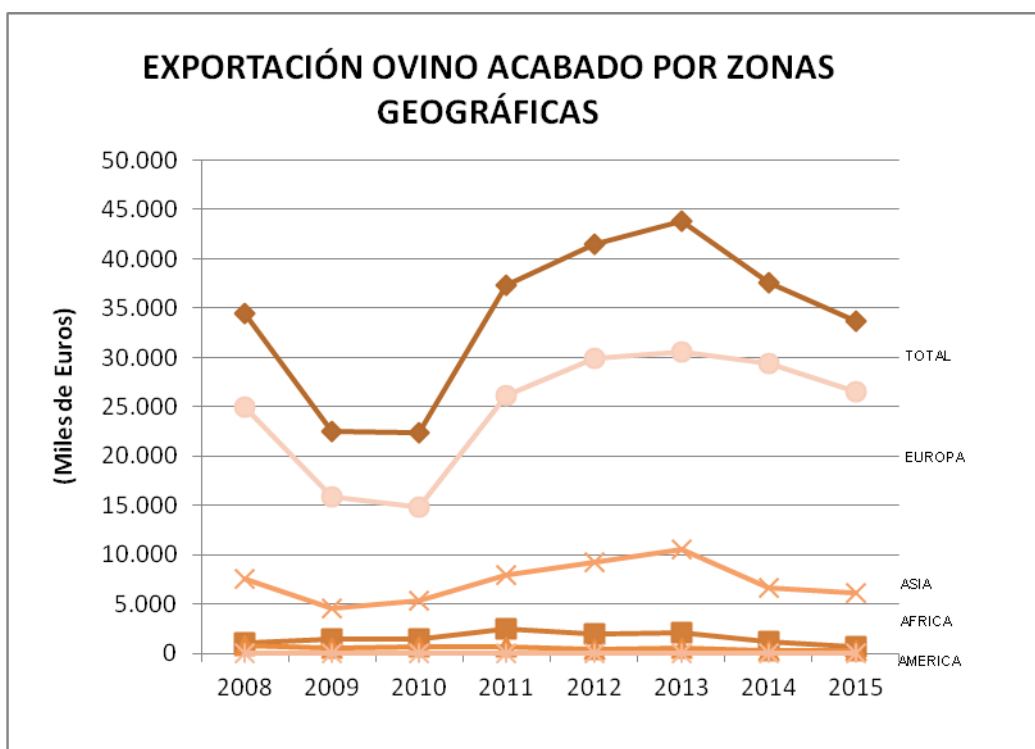
|                             | 2008           | 2009           | 2010           | 2011           | 2012           | 2013           | 2014           | 2015           | %15/14      |
|-----------------------------|----------------|----------------|----------------|----------------|----------------|----------------|----------------|----------------|-------------|
| Italia                      | 4.904          | 2.862          | 5.067          | 6.038          | 12.519         | 16.323         | 23.800         | 32.403         | 36%         |
| Francia                     | 25.129         | 13.285         | 18.733         | 22.240         | 25.962         | 29.539         | 31.329         | 24.695         | -21%        |
| Portugal                    | 15.638         | 10.071         | 13.835         | 15.770         | 17.158         | 23.670         | 24.955         | 21.588         | -13%        |
| Marruecos                   | 16.082         | 17.818         | 21.735         | 19.621         | 12.007         | 13.545         | 16.614         | 17.212         | 4%          |
| China                       | 13.680         | 11.802         | 19.557         | 16.775         | 14.562         | 12.487         | 11.377         | 9.286          | -18%        |
| Vietnam                     | 976            | 2.242          | 4.330          | 5.268          | 7.584          | 7.115          | 9.581          | 6.218          | -35%        |
| India                       | 4.204          | 4.242          | 5.922          | 5.093          | 6.304          | 6.070          | 7.525          | 5.957          | -21%        |
| Alemania                    | 5.739          | 4.410          | 5.599          | 4.226          | 3.547          | 4.625          | 6.675          | 5.261          | -21%        |
| Hong-Kong                   | 27.355         | 20.898         | 30.389         | 31.993         | 23.558         | 10.173         | 10.296         | 5.155          | -50%        |
| Reino Unido                 | 6.089          | 3.568          | 4.933          | 4.736          | 5.560          | 4.473          | 4.947          | 4.953          | 0%          |
| Rumanía                     | 2.562          | 1.741          | 2.338          | 3.976          | 4.131          | 4.077          | 4.978          | 4.256          | -15%        |
| Estados Unidos              | 2.990          | 2.160          | 2.675          | 1.799          | 2.584          | 1.790          | 2.015          | 2.919          | 45%         |
| Túnez                       | 1.382          | 861            | 1.443          | 2.624          | 3.729          | 1.752          | 1.538          | 1.491          | -3%         |
| Tailandia                   | 479            | 377            | 2.437          | 3.651          | 3.702          | 3.565          | 2.039          | 802            | -61%        |
| <b>TOTAL PAISES SELECC.</b> | <b>127.208</b> | <b>96.338</b>  | <b>138.992</b> | <b>143.809</b> | <b>142.906</b> | <b>139.204</b> | <b>162.668</b> | <b>142.193</b> | <b>-13%</b> |
| <b>TOTAL EXPORTACION</b>    | <b>143.275</b> | <b>106.500</b> | <b>150.750</b> | <b>156.398</b> | <b>154.780</b> | <b>150.984</b> | <b>169.446</b> | <b>153.807</b> | <b>-9%</b>  |

Cifras en miles de Euros

### 3.5- Ovino Acabado por zonas geográficas enero-septiembre 08/15

|               | 2008          | 2009          | 2010          | 2011          | 2012          | 2013          | 2014          | 2015          |
|---------------|---------------|---------------|---------------|---------------|---------------|---------------|---------------|---------------|
| AFRICA        | 1.096         | 1.413         | 1.457         | 2.509         | 1.911         | 2.090         | 1.191         | 724           |
| AMERICA       | 805           | 596           | 652           | 699           | 440           | 600           | 323           | 306           |
| ASIA          | 7.551         | 4.516         | 5.386         | 7.995         | 9.229         | 10.586        | 6.664         | 6.149         |
| OCEANIA       | 17            | 16            | 0             | 25            | 0             | 22            | 21            | 1             |
| <b>EUROPA</b> | <b>24.942</b> | <b>15.914</b> | <b>14.900</b> | <b>26.130</b> | <b>29.856</b> | <b>30.572</b> | <b>29.359</b> | <b>26.553</b> |
| UNION EUROPEA | 24.013        | 15.095        | 14.498        | 25.379        | 29.315        | 29.422        | 28.739        | 25.912        |
| RESTO EUROPA  | 929           | 820           | 402           | 750           | 541           | 1.150         | 620           | 641           |
| <b>TOTAL</b>  | <b>34.411</b> | <b>22.454</b> | <b>22.395</b> | <b>37.357</b> | <b>41.436</b> | <b>43.870</b> | <b>37.558</b> | <b>33.732</b> |

Cifras en miles de Euros



**3.6- Ovino Acabado por países enero-septiembre 08/15**

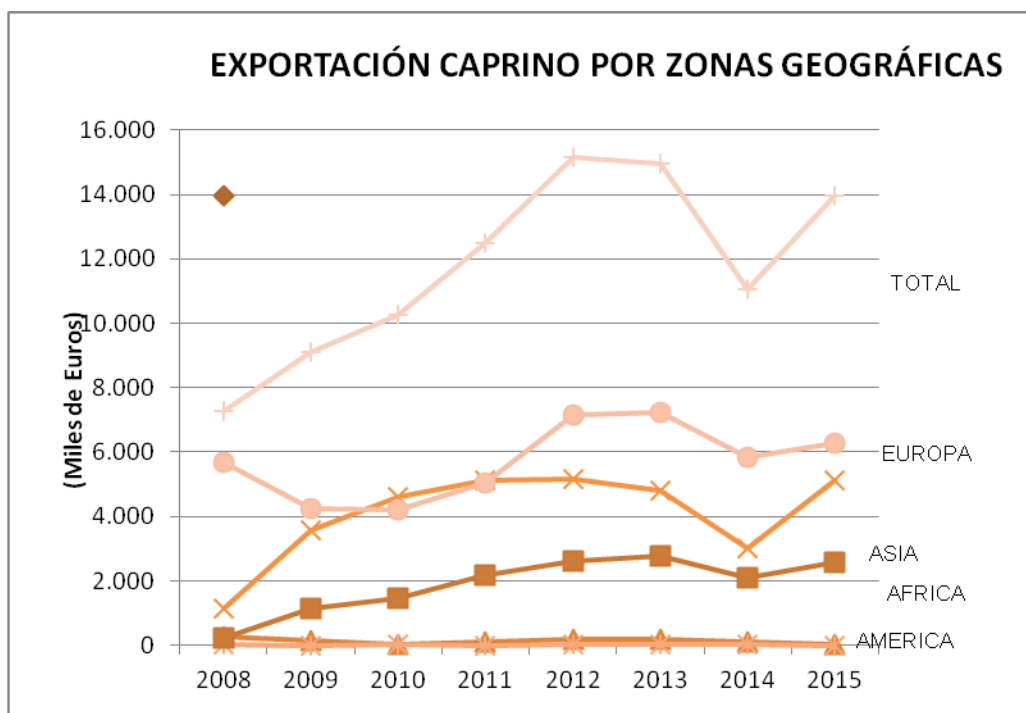
|                            | 2008          | 2009          | 2010          | 2011          | 2012          | 2013          | 2014          | 2015          | %15/14      |
|----------------------------|---------------|---------------|---------------|---------------|---------------|---------------|---------------|---------------|-------------|
| Italia                     | 16.922        | 10.279        | 11.486        | 15.938        | 21.134        | 20.440        | 18.954        | 14.179        | -25%        |
| Francia                    | 4.137         | 2.813         | 2.441         | 4.729         | 6.496         | 6.313         | 5.373         | 6.557         | 22%         |
| China                      | 817           | 714           | 1.491         | 1.057         | 1.301         | 1.933         | 1.696         | 3.097         | 83%         |
| Portugal                   | 245           | 197           | 124           | 265           | 365           | 653           | 1.490         | 2.865         | 92%         |
| Hong-Kong                  | 4.482         | 2.988         | 2.652         | 2.449         | 4.856         | 7.025         | 2.898         | 906           | -69%        |
| Corea del Sur              | 631           | 423           | 650           | 2.890         | 1.586         | 687           | 695           | 734           | 6%          |
| Vietnam                    | 4             | 17            | 70            | 527           | 361           | 178           | 753           | 626           | -17%        |
| Japón                      | 391           | 210           | 290           | 411           | 530           | 612           | 357           | 498           | 39%         |
| Turquía                    | 779           | 517           | 254           | 480           | 419           | 878           | 846           | 409           | -52%        |
| Marruecos                  | 757           | 1.106         | 1.028         | 2.148         | 1.609         | 1.468         | 647           | 316           | -51%        |
| Mauricio                   | 308           | 102           | 303           | 214           | 0             | 320           | 283           | 263           | -7%         |
| India                      | 1.029         | 136           | 50            | 106           | 222           | 108           | 207           | 243           | 17%         |
| Dinamarca                  | 12            | 2             | 1             | 1             | 338           | 479           | 173           | 0             | -100%       |
| <b>TOTAL PAISES SELEC.</b> | <b>30.514</b> | <b>19.503</b> | <b>20.841</b> | <b>31.216</b> | <b>39.217</b> | <b>41.092</b> | <b>34.372</b> | <b>30.693</b> | <b>-11%</b> |
| <b>TOTAL EXPORTACIÓN</b>   | <b>34.411</b> | <b>22.454</b> | <b>22.395</b> | <b>37.357</b> | <b>41.436</b> | <b>43.870</b> | <b>37.558</b> | <b>33.732</b> | <b>-10%</b> |

Cifras en miles de Euros

### 3.7- Caprino Acabado por zonas geográficas enero-septiembre 08/15

|                 | 2008         | 2009         | 2010          | 2011          | 2012          | 2013          | 2014          | 2015          |
|-----------------|--------------|--------------|---------------|---------------|---------------|---------------|---------------|---------------|
| AFRICA          | 204          | 1.135        | 1.448         | 2.186         | 2.597         | 2.753         | 2.098         | 2.570         |
| AMERICA         | 254          | 157          | 8             | 118           | 202           | 183           | 86            | 13            |
| ASIA            | 1.119        | 3.579        | 4.591         | 5.128         | 5.181         | 4.803         | 3.027         | 5.115         |
| OCEANIA         | 7            | 1            | 26            | 0             | 22            | 4             | 4             | 0             |
| <b>EUROPA</b>   | <b>5.670</b> | <b>4.227</b> | <b>4.197</b>  | <b>5.047</b>  | <b>7.160</b>  | <b>7.225</b>  | <b>5.837</b>  | <b>6.277</b>  |
| - UNION EUROPEA | 5.451        | 4.171        | 4.130         | 4.852         | 6.912         | 7.075         | 5.815         | 6.223         |
| - RESTO EUROPA  | 220          | 57           | 67            | 195           | 248           | 150           | 22            | 54            |
| <b>TOTAL</b>    | <b>7.254</b> | <b>9.099</b> | <b>10.270</b> | <b>12.480</b> | <b>15.161</b> | <b>14.968</b> | <b>11.052</b> | <b>13.975</b> |

Cifras en miles de Euros



**3.8- Caprino Acabado por países enero-septiembre 08/15**

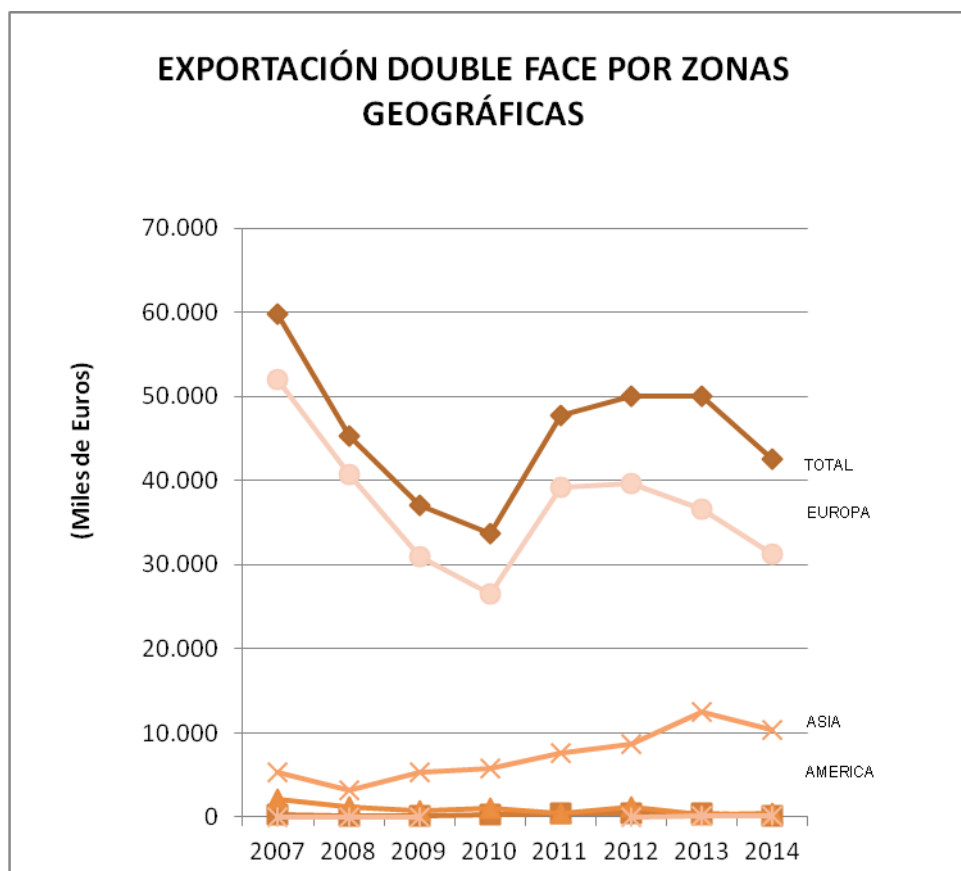
|                           | 2008         | 2009         | 2010          | 2011          | 2012          | 2013          | 2014          | 2015          | %15/14     |
|---------------------------|--------------|--------------|---------------|---------------|---------------|---------------|---------------|---------------|------------|
| Portugal                  | 769          | 615          | 1.146         | 1.428         | 2.467         | 4.044         | 3.576         | 3.699         | 3%         |
| Marruecos                 | 192          | 1.095        | 1.438         | 2.156         | 2.559         | 2.715         | 2.038         | 2.324         | 14%        |
| China                     | 168          | 432          | 814           | 1.509         | 1.971         | 2.588         | 722           | 1.906         | 164%       |
| Vietnam                   | 5            | 532          | 537           | 241           | 514           | 1.314         | 1.169         | 1.516         | 30%        |
| Hong-Kong                 | 633          | 2.288        | 2.995         | 3.125         | 2.164         | 548           | 482           | 1.487         | 209%       |
| Francia                   | 582          | 958          | 914           | 1.221         | 1.708         | 1.429         | 1.350         | 1.381         | 2%         |
| Italia                    | 2.579        | 1.635        | 1.319         | 1.413         | 1.745         | 977           | 324           | 531           | 64%        |
| Rumanía                   | 881          | 671          | 531           | 517           | 550           | 101           | 179           | 287           | 60%        |
| <b>TOTAL PAISES SELEC</b> | <b>5.809</b> | <b>8.226</b> | <b>9.694</b>  | <b>11.610</b> | <b>13.678</b> | <b>13.716</b> | <b>9.840</b>  | <b>13.130</b> | <b>33%</b> |
| <b>TOTAL EXPORTACION</b>  | <b>7.254</b> | <b>9.099</b> | <b>10.270</b> | <b>12.480</b> | <b>15.161</b> | <b>14.968</b> | <b>11.052</b> | <b>13.975</b> | <b>26%</b> |

Cifras en miles de Euros

### 3.9- Double Face por zonas geográficas enero-septiembre 08/15

|                 | 2008          | 2009          | 2010          | 2011          | 2012          | 2013          | 2014          | 2015          |
|-----------------|---------------|---------------|---------------|---------------|---------------|---------------|---------------|---------------|
| AFRICA          | 148           | 84            | 295           | 377           | 457           | 460           | 192           | 216           |
| AMERICA         | 1.192         | 703           | 1.062         | 472           | 1.277         | 269           | 452           | 596           |
| ASIA            | 3.251         | 5.363         | 5.756         | 7.631         | 8.682         | 12.528        | 10.404        | 7.020         |
| OCEANIA         | 18            | 15            |               |               | 44            | 92            | 184           | 336           |
| <b>EUROPA</b>   | <b>40.729</b> | <b>30.983</b> | <b>26.565</b> | <b>39.255</b> | <b>39.661</b> | <b>36.693</b> | <b>31.332</b> | <b>26.044</b> |
| - UNION EUROPEA | 30.257        | 23.767        | 16.613        | 25.646        | 23.646        | 20.390        | 23.501        | 21.424        |
| - RESTO EUROPA  | 10.472        | 7.216         | 9.952         | 13.609        | 16.014        | 16.303        | 7.831         | 4.620         |
| <b>TOTAL</b>    | <b>45.338</b> | <b>37.148</b> | <b>33.678</b> | <b>47.735</b> | <b>50.122</b> | <b>50.042</b> | <b>42.564</b> | <b>34.212</b> |

Cifras en miles de Euros



### 3.10- Double Face por países enero-septiembre 08/15

|                            | 2008          | 2009          | 2010          | 2011          | 2012          | 2013          | 2014          | 2015          | %15/14      |
|----------------------------|---------------|---------------|---------------|---------------|---------------|---------------|---------------|---------------|-------------|
| Italia                     | 10.498        | 5.422         | 10.722        | 17.198        | 17.051        | 12.269        | 16.296        | 16.093        | -1%         |
| Turquía                    | 9.610         | 4.731         | 7.040         | 9.599         | 11.816        | 11.925        | 4.478         | 3.134         | -30%        |
| Corea del Sur              | 127           | 605           | 350           | 1.057         | 3.385         | 4.679         | 5.177         | 2.437         | -53%        |
| Reino Unido                | 11.432        | 13.560        | 826           | 1.375         | 1.750         | 1.951         | 1.710         | 1.788         | 5%          |
| China                      | 879           | 1.137         | 1.915         | 1.847         | 1.379         | 1.848         | 1.116         | 1.685         | 51%         |
| Hong-Kong                  | 1.386         | 3.304         | 2.387         | 2.901         | 2.055         | 4.084         | 2.251         | 1.662         | -26%        |
| Francia                    | 3.585         | 2.548         | 2.595         | 4.148         | 1.881         | 2.994         | 2.384         | 1.522         | -36%        |
| Rusia                      | 812           | 2.477         | 2.891         | 3.899         | 4.124         | 4.325         | 3.263         | 1.225         | -62%        |
| Polonia                    | 1.877         | 654           | 525           | 637           | 905           | 720           | 598           | 645           | 8%          |
| Estados Unidos             | 1.005         | 649           | 238           | 333           | 1.267         | 269           | 452           | 578           | 28%         |
| India                      | 70            | 18            | 486           | 1.260         | 0             | 288           | 535           | 454           | -15%        |
| Alemania                   | 971           | 674           | 589           | 704           | 631           | 629           | 321           | 398           | 24%         |
| Portugal                   | 187           | 226           | 550           | 543           | 246           | 331           | 235           | 368           | 57%         |
| Mauricio                   | 117           | 69            | 249           | 374           | 395           | 358           | 0             | 157           | 0%          |
| Grecia                     | 493           | 73            | 119           | 333           | 238           | 223           | 0             | 104           | 0%          |
| Bélgica                    | 344           | 304           | 388           | 345           | 210           | 0             | 306           | 0             | 0%          |
| Suecia                     | 194           | 68            | 98            | 286           | 250           | 0             | 291           | 0             | 0%          |
| <b>TOTAL PAISES SELEC.</b> | <b>43.587</b> | <b>36.519</b> | <b>31.969</b> | <b>46.838</b> | <b>47.584</b> | <b>46.892</b> | <b>39.413</b> | <b>32.250</b> | <b>-18%</b> |
| <b>TOTAL EXPORTACIÓN</b>   | <b>45.338</b> | <b>37.148</b> | <b>33.678</b> | <b>47.735</b> | <b>50.122</b> | <b>50.042</b> | <b>42.564</b> | <b>34.212</b> | <b>-20%</b> |

Cifras en miles de Euros



### 3.11- Curtido Acabado por CC.AA. enero-septiembre 08/15

|                      | 2008           | 2009           | 2010           | 2011           | 2012           | 2013           | 2014           | 2015           |
|----------------------|----------------|----------------|----------------|----------------|----------------|----------------|----------------|----------------|
| Comunidad Valenciana | 71.787         | 56.838         | 77.710         | 90.661         | 85.677         | 92.879         | 96.599         | 98.910         |
| Cataluña             | 126.421        | 95.408         | 101.049        | 127.743        | 135.779        | 128.309        | 122.903        | 98.725         |
| Aragón               | 4.748          | 4.618          | 6.170          | 10.656         | 12.664         | 15.538         | 19.246         | 14.679         |
| Madrid               | 8.320          | 4.096          | 7.358          | 12.526         | 19.461         | 21.733         | 15.958         | 13.653         |
| Galicia              | 4.403          | 2.943          | 5.107          | 8.335          | 12.579         | 14.241         | 13.867         | 12.785         |
| Murcia               | 6.847          | 5.762          | 9.573          | 10.225         | 10.998         | 10.111         | 10.171         | 9.900          |
| La Rioja             | 5.476          | 7.216          | 8.196          | 5.364          | 4.254          | 4.640          | 6.262          | 7.733          |
| Castilla-La Mancha   | 3.608          | 3.226          | 3.842          | 5.485          | 4.600          | 5.009          | 6.901          | 6.361          |
| Navarra              | 4.911          | 4.637          | 7.791          | 4.648          | 5.056          | 2.947          | 3.311          | 3.791          |
| Illes Balears        | 11.130         | 6.534          | 14.640         | 11.710         | 8.690          | 6.456          | 2.217          | 734            |
| Castilla y León      | 5.615          | 3.628          | 5.085          | 5.054          | 2.010          | 459            | 756            | 321            |
| Otras                | 5.413          | 2.396          | 1.667          | 2.694          | 3.208          | 1.397          | 2.338          | 3.390          |
| <b>TOTAL</b>         | <b>258.679</b> | <b>197.301</b> | <b>248.188</b> | <b>295.101</b> | <b>304.976</b> | <b>303.719</b> | <b>300.529</b> | <b>270.981</b> |

Cifras en miles de Euros

### 3.12- Bovino Acabado por CC.AA. enero-septiembre 08/15

|                      | 2008           | 2009           | 2010           | 2011           | 2012           | 2013           | 2014           | 2015           |
|----------------------|----------------|----------------|----------------|----------------|----------------|----------------|----------------|----------------|
| Cataluña             | 53.134         | 40.576         | 56.411         | 61.021         | 74.404         | 67.331         | 73.910         | 61.320         |
| Comunidad Valenciana | 46.548         | 33.437         | 46.814         | 51.057         | 39.837         | 43.804         | 53.854         | 49.295         |
| Galicia              | 4.210          | 2.909          | 4.512          | 6.500          | 9.219          | 9.531          | 10.561         | 10.682         |
| Murcia               | 6.413          | 4.756          | 7.100          | 8.793          | 9.435          | 10.011         | 9.296          | 8.980          |
| La Rioja             | 5.366          | 7.155          | 4.860          | 5.313          | 4.225          | 4.481          | 6.092          | 7.572          |
| Castilla-La Mancha   | 2.912          | 2.576          | 3.049          | 4.049          | 3.922          | 4.326          | 6.052          | 5.904          |
| Navarra              | 4.662          | 4.610          | 5.179          | 3.170          | 2.972          | 2.729          | 2.996          | 3.791          |
| Balears              | 10.357         | 5.876          | 13.799         | 9.855          | 7.768          | 6.270          | 2.208          | 733            |
| Castilla y León      | 4.986          | 3.012          | 4.134          | 3.918          | 1.247          | 5              | 228            | 40             |
| Otras                | 9.672          | 4.606          | 9.027          | 6.640          | 2.997          | 2.501          | 4.477          | 5.530          |
| <b>TOTAL</b>         | <b>143.275</b> | <b>106.500</b> | <b>150.750</b> | <b>156.398</b> | <b>154.780</b> | <b>150.984</b> | <b>169.446</b> | <b>153.807</b> |

Cifras en miles de Euros

### 3.13- Ovino Acabado por CC.AA. enero-septiembre 08/15

|                      | 2008          | 2009          | 2010          | 2011          | 2012          | 2013          | 2014          | 2015          |
|----------------------|---------------|---------------|---------------|---------------|---------------|---------------|---------------|---------------|
| Cataluña             | 28.682        | 17.484        | 16.097        | 28.187        | 26.392        | 26.392        | 23.802        | 20.521        |
| Comunidad Valenciana | 1.332         | 1.561         | 2.109         | 2.465         | 4.947         | 8.003         | 6.456         | 7.748         |
| Madrid               | 739           | 508           | 1.009         | 2.599         | 4.000         | 6.307         | 3.840         | 2.497         |
| Aragón               | 674           | 849           | 1.634         | 1.434         | 1.462         | 2.596         | 2.292         | 1.838         |
| Castilla-La Mancha   | 8             | 260           | 525           | 506           | 68            | 86            | 218           | 71            |
| Andalucía            | 1.832         | 1.135         | 570           | 260           | 226           | 17            | 1             | 3             |
| Baleares             | 616           | 202           | 133           | 1.586         | 893           | 51            | 7             | 1             |
| Otras                | 527           | 455           | 510           | 320           | 3.448         | 147           | 942           | 1.053         |
| <b>TOTAL</b>         | <b>34.411</b> | <b>22.454</b> | <b>22.395</b> | <b>37.357</b> | <b>41.436</b> | <b>43.599</b> | <b>37.558</b> | <b>33.732</b> |

Cifras en miles de Euros

### 3.14- Caprino Acabado por CC.AA. enero-septiembre 08/15

|                      | 2008         | 2009         | 2010          | 2011          | 2012          | 2013          | 2014          | 2015          |
|----------------------|--------------|--------------|---------------|---------------|---------------|---------------|---------------|---------------|
| Comunidad Valenciana | 5.695        | 8.073        | 9.378         | 10.978        | 12.990        | 14.056        | 10.145        | 12.575        |
| Cataluña             | 285          | 90           | 173           | 597           | 860           | 850           | 541           | 540           |
| Andalucía            | 11           | 5            | 110           | 169           | 376           | 2             | 105           | 144           |
| Aragón               | 744          | 630          | 505           | 359           | 34            | 4             | 53            | 85            |
| Otras                | 519          | 301          | 104           | 378           | 902           | 56            | 208           | 631           |
| <b>TOTAL</b>         | <b>7.254</b> | <b>9.099</b> | <b>10.270</b> | <b>12.480</b> | <b>15.161</b> | <b>14.968</b> | <b>11.052</b> | <b>13.975</b> |

Cifras en miles de Euros

### 3.15- Double Face por CC.AA. enero-septiembre 08/15

|                      | 2008          | 2009          | 2010          | 2011          | 2012          | 2013          | 2014          | 2015          |
|----------------------|---------------|---------------|---------------|---------------|---------------|---------------|---------------|---------------|
| Cataluña             | 34.361        | 30.902        | 21.325        | 25.200        | 23.341        | 25.434        | 18.459        | 11.808        |
| Madrid               | 5.542         | 3.298         | 5.982         | 8.163         | 14.358        | 13.753        | 10.865        | 9.589         |
| Comunidad Valenciana | 3.985         | 2.886         | 6.074         | 10.566        | 8.772         | 7.137         | 7.816         | 7.312         |
| Aragón               | 0             | 0             | 43            | 3.481         | 3.356         | 3.190         | 5.042         | 5.203         |
| Otras                | 1.450         | 62            | 254           | 325           | 295           | 528           | 382           | 300           |
| <b>TOTAL</b>         | <b>45.338</b> | <b>37.148</b> | <b>33.678</b> | <b>47.735</b> | <b>50.122</b> | <b>50.042</b> | <b>42.564</b> | <b>34.212</b> |

Cifras en miles de Euros